



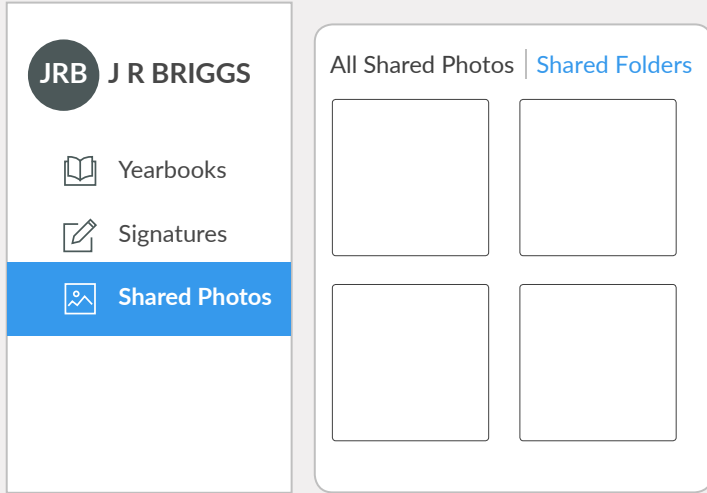
The Yearbook Needs YOUR Photos!

jrb-pta.org/yearbook



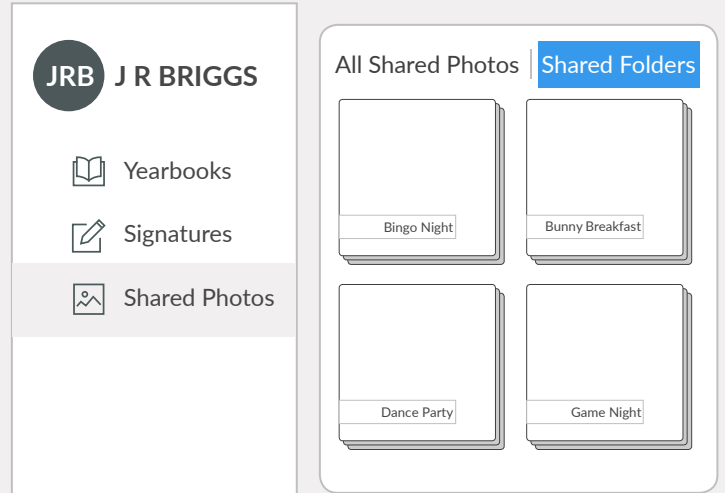
1

Navigate to **Shared Photos** in the left navigation pane.



2

Select **Shared Folders** and choose the appropriate folder.

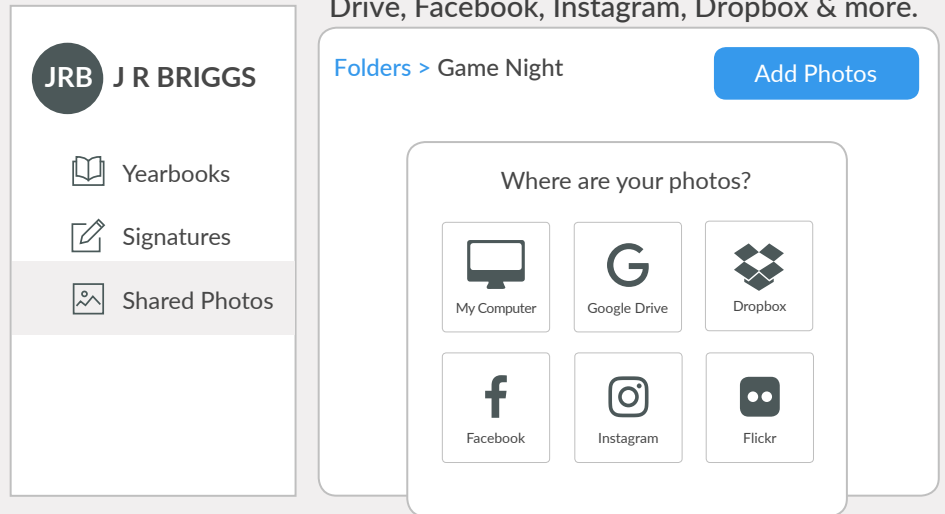


VERY IMPORTANT

1. Please upload pictures from this school year only
2. Make sure to upload photos to the correct folder
3. Please click "Add Caption" and include student(s) name and grade

3

Click **Add Photos** on the right to add photos from your device, Google Drive, Facebook, Instagram, Dropbox & more.



Sign In or Create an Account to Upload Photos:

Must be a parent or student 13 years or older.

- 1 Go to jrb-pta.org/yearbook
- 2 Click on the link entitled:
Create Yearbook Account or
Access Yearbook Account as appropriate